

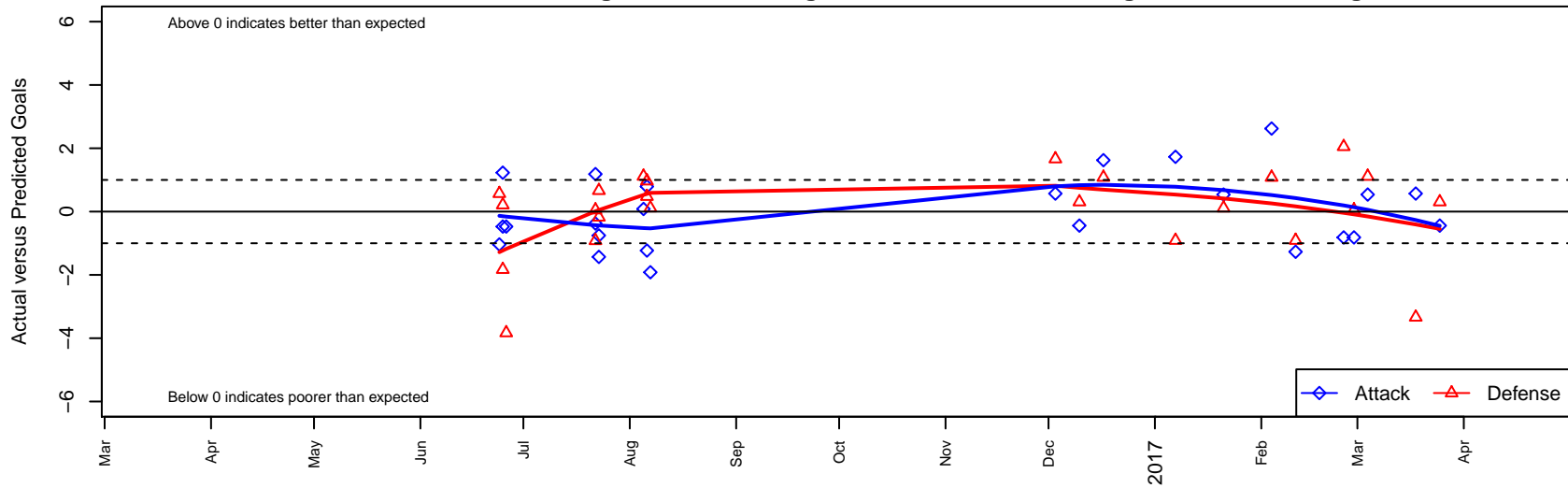
# Crossfire Select Wilkinson G01

Crossfire Select  
Redmond, WA  
G01 total strength=1538  
attack=14.92 defense=11.16  
spr league = Win NPSL Div 1 (01) U16

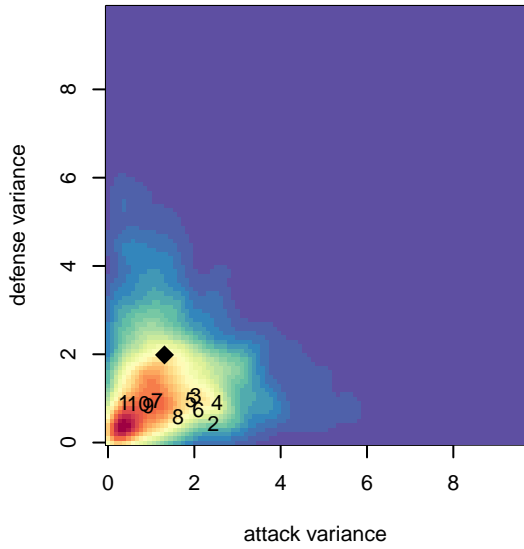
alt names used:

Venues played:  
2016 Baker Blast COPA U16  
2016 Crossfire Select U16 Gold  
2016 Blast Off G2000-01 B  
2016 Win NPSL Division 1 (01) U16

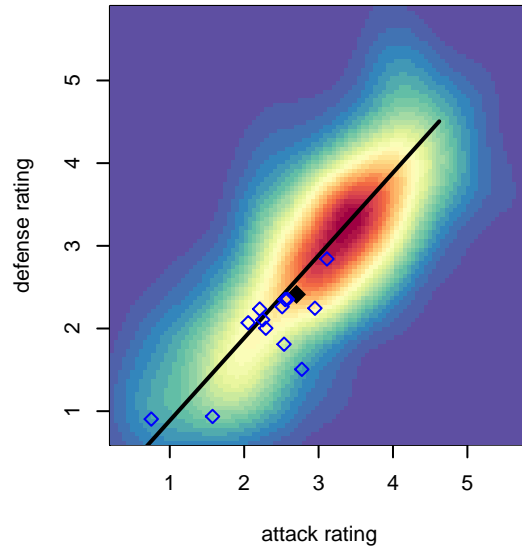
**Crossfire Select Wilkinson G01**  
Dots are actual minus expected GF (blue circles) and GA (red triangles).  
Blue line is smoothed change in attack strength. Red is smoothed change in defense strength.



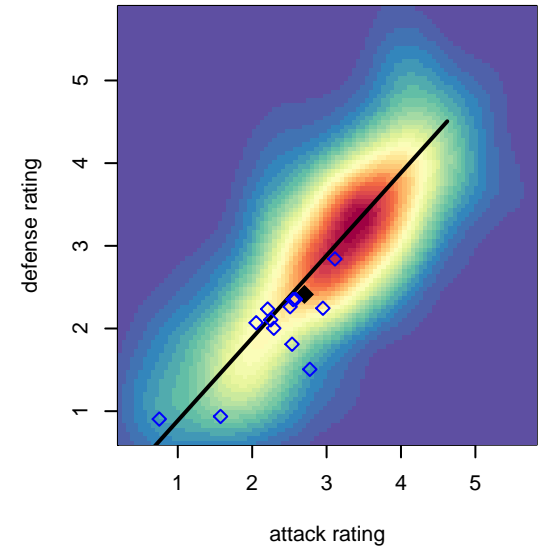
**attack and defense variance (black dot)  
relative to other teams  
and top 10 in region**



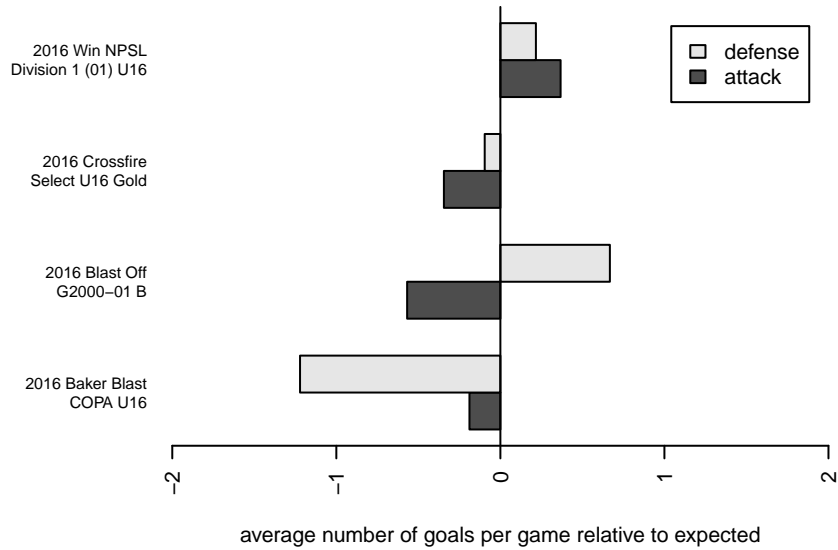
**attack and defense rating  
relative to others at age  
and all opponents in last 13 months**



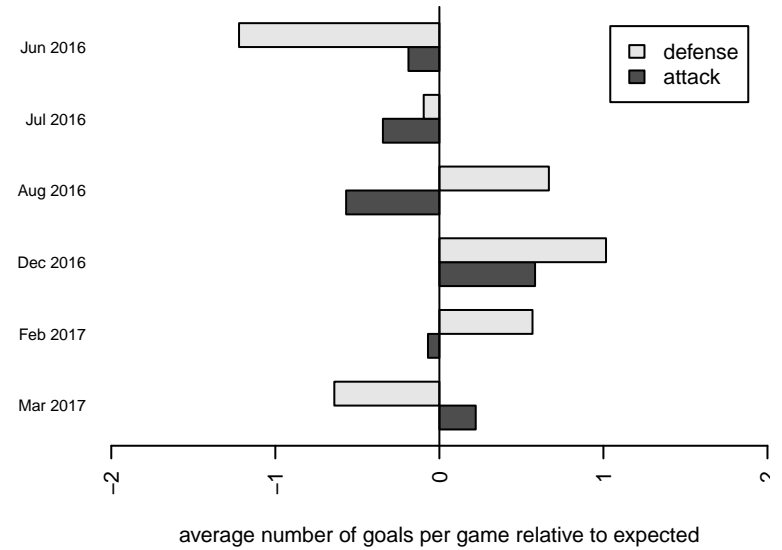
**attack and defense rating  
relative to others at age  
and all opponents in last 13 months**



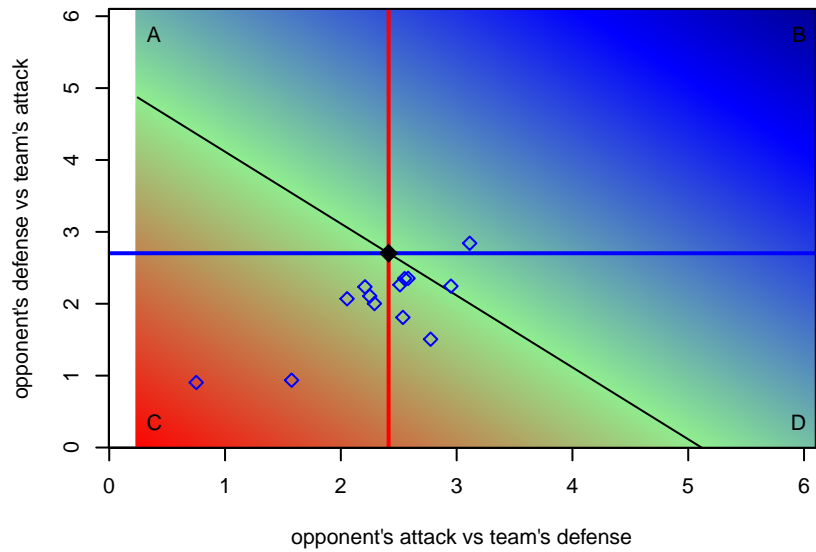
**Performance relative to 13 month average**



**Performance relative to 13 month average**



Distribution of opponents  
 Red = Lose zone, Blue = Win zone, Green = Even  
 Black line separates win/lose zones



lot. A=Neither has attack advantage, B=Opponent has both attack and defense advantage, C=Opponent has both attack and defense disadvantage, D=Both have

<b>date</b>	<b>home</b>		<b>away</b>		<b>venue</b>	<b>pred.home</b>	<b>pred.away</b>
2017-03-25	Crossfire Select Wilkinson G01	1	FME Fusion G01	1	2016 Win NPSL Division 1 (01) U16	1.44	1.30
2017-03-18	Crossfire Select Wilkinson G01	2	MIFC Maroon G01	5	2016 Win NPSL Division 1 (01) U16	1.43	1.66
2017-03-04	NSC Reign G01	0	Crossfire Select Wilkinson G01	2	2016 Win NPSL Division 1 (01) U16	1.11	1.46
2017-02-28	Crossfire Select Wilkinson G01	0	Crossfire Select Granston G01	2	2016 Win NPSL Division 1 (01) U16	0.82	2.05
2017-02-25	Crossfire Select Granston G01	0	Crossfire Select Wilkinson G01	0	2016 Win NPSL Division 1 (01) U16	2.05	0.82
2017-02-11	Kent United Green G01	2	Crossfire Select Wilkinson G01	0	2016 Win NPSL Division 1 (01) U16	1.09	1.27
2017-02-04	PSA Force G01	0	Crossfire Select Wilkinson G01	4	2016 Win NPSL Division 1 (01) U16	1.08	1.38
2017-01-21	Crossfire Select Wilkinson G01	2	NSC Reign G01	1	2016 Win NPSL Division 1 (01) U16	1.46	1.11
2017-01-07	Crossfire Select Wilkinson G01	3	Kent United Green G01	2	2016 Win NPSL Division 1 (01) U16	1.27	1.09
2016-12-17	Crossfire Select Wilkinson G01	3	PSA Force G01	0	2016 Win NPSL Division 1 (01) U16	1.38	1.08
2016-12-10	FME Fusion G01	1	Crossfire Select Wilkinson G01	1	2016 Win NPSL Division 1 (01) U16	1.30	1.44
2016-12-03	MIFC Maroon G01	0	Crossfire Select Wilkinson G01	2	2016 Win NPSL Division 1 (01) U16	1.66	1.43
2016-08-07	Crossfire Select Wilkinson G01	0	MVP Marauders Navy G00	1	2016 Blast Off G2000-01 B	1.92	1.11
2016-08-06	UPSC Blue Starz G01	0	Crossfire Select Wilkinson G01	4	2016 Blast Off G2000-01 B	0.48	5.23
2016-08-06	Crossfire Select Wilkinson G01	3	Nortac Sparta Red G01	0	2016 Blast Off G2000-01 B	2.21	0.96
2016-08-05	MVP Marauders Navy G00	0	Crossfire Select Wilkinson G01	2	2016 Blast Off G2000-01 B	1.11	1.92
2016-07-23	Crossfire Select Wilkinson G01	1	RV Slammers White G01	1	2016 Crossfire Select U16 Gold	1.75	0.82
2016-07-23	Crossfire Select Wilkinson G01	0	MIFC Maroon G01	1	2016 Crossfire Select U16 Gold	1.43	1.66
2016-07-22	Crossfire Select Granston G01	2	Crossfire Select Wilkinson G01	2	2016 Crossfire Select U16 Gold	2.05	0.82
2016-07-22	PSA Force G01	2	Crossfire Select Wilkinson G01	1	2016 Crossfire Select U16 Gold	1.08	1.38
2016-06-26	Whatcom FC Rangers Blue G01	5	Crossfire Select Wilkinson G01	1	2016 Baker Blast COPA U16	1.17	1.47
2016-06-25	Whatcom FC Rangers White G01	0	Crossfire Select Wilkinson G01	7	2016 Baker Blast COPA U16	0.21	5.77
2016-06-25	Crossfire Select Wilkinson G01	1	Whatcom FC Rangers Blue G01	3	2016 Baker Blast COPA U16	1.47	1.17
2016-06-24	Crossfire Select Wilkinson G01	2	Williams Lake Storm G01	1	2016 Baker Blast COPA U16	3.04	1.57